



Chp.IDF KZ2 CRK 2015.

Document 12.1 OFFICIEL

KZ2

Pre-Finale (PF)

Résultats

Sous réserve du contrôle technique ou d'incidents d'ordre sportif

N°	Cl.	Pilote	Club	Chassis	Moteur	Meilleur S1	Meilleur S2	Meilleur S3	Meilleur tour	Interv.	Ecart
1	1	ROY Maxime	Rosny	Birel	TM	14.472	13.714	15.242	43.476		
6	2	BANGUI Naim	Rosny	Kosmic	Parilla	14.481	13.647	15.303	43.519	0.754	0.754
3	3	POULAIN Antoine	Sens-Paris	Sodi	TM	14.495	13.609	15.243	43.421	0.198	0.952
5	4	BESANCENEZ Paolo	Cormeilles	Tony	Vortex	14.538	13.714	15.181	43.501	0.727	1.679
22	5	MAGNIN Charles	Sens-Paris	Tony	Vortex	14.522	13.623	15.200	43.365	0.296	1.975
2	6	GASSIN Thibault	Sens-Paris	Birel	TM	14.599	13.716	15.337	43.706	4.273	6.248
7	7	DAVAIL Florian	J.B.H.	Tony	Vortex	14.589	13.688	15.268	43.674	0.154	6.402
17	8	BEDFERT Guillaume	Rosny	Birel	TM	14.507	13.728	15.264	43.603	0.660	7.062
65	9	CARDE Emilien	J.B.H.	Kosmic	TM	14.509	13.677	15.284	43.523	1.112	8.174
14	10	BRIET Franck	Rosny	Birel	TM	14.705	13.761	15.347	43.859	1.093	9.267
23	11	BARBOTTE Jérémy	Angerville	Intrepid	TM	14.551	13.724	15.311	43.621	0.198	9.465
9	12	GUEANT Julien	Angerville	Tony	Vortex	14.620	13.718	15.298	43.670	0.196	9.661
63	13	MAATOUGUY Adam	Angerville	Alpha	TM	14.632	13.744	15.385	43.836	1.287	10.948
11	14	TOUTAIN Benjamin	Dourdan	Birel	TM	14.645	13.808	15.321	43.826	0.551	11.499
19	15	GUERINOT Valentin	Brétigny			14.634	13.731	15.416	43.873	0.284	11.783
10	16	GIMBERT Maxime	J.B.H.	Kosmic	TM	14.719	13.741	15.350	43.838	1.461	13.244
4	17	COMBES Julien	Dourdan	Birel	TM	14.630	13.744	15.346	43.768	0.116	13.360
15	18	MOREAU Maxime	Angerville	Oberon	TM	14.671	13.760	15.433	43.928	0.225	13.585
33	19	ROGER Alexis	Rosny	Birel	TM	14.736	13.763	15.348	43.968	9.074	22.659
16	20	DECOUARD Damien	Angerville	Oberon	TM	14.819	13.970	15.693	44.758	3.721	26.380
18	21	RICHON Grégory	Sens-Paris	Alpha	TM	14.932	14.074	15.762	45.187	10 Tours	10 Tours
45	22	GOUPY Julien	Rosny	Praga	TM	35.846	14.500	15.966	1:06.312	4 Tours	14 Tours
199	23	FRETE Fabrice	Sens-Paris			56.418	36.977	28.668	2:02.063	55.516	14 Tours
12	24	SAMON Enzo	ACO Paris	Kosmic	Vortex					1 Tour	15 Tours

Tête de course : N°1 ROY Maxime (1-15)

Départ : 12/04 - 14:57:31


Meilleur tour : N°22 MAGNIN Charles 43.365

Météo : Soleil Air : 18°C Piste : Sèche

Record de l'épreuve : N°45 GOUPY Julien 42.492



Chp.Ile de France Soucy le 11/12 Avril 2015.



KZ2


Chp.IDF KZ2 CRK 2015.

Pre-Finale (PF)

Pour information, sans valeur officielle

Tableau des tours

	1	2	3	4	5	6	7	8	9	10	11	12	13	14	15	16	17	18	19	20	21	22	23	24
Grille	1	3	5	6	2	14	199	12	45	17	7	22	63	11	23	19	65	9	15	4	10	33	18	16
Départ	1	3	5	6	2	14	7	199	45	17	7	22	63	23	11	19	9	15	65	10	4	16	33	18
Tour 1 Intervalle	1	6 0.3	5 0.5	3 0.2	14 0.3	2 1.1	7 0.1	22 0.2	17 0.4	63 0.1	11 0.1	9 0.1	23 0.1	65 0.4	19 0.1	15 0.2	4 0.2	10 0.1	33 0.2	18 0.4	16 0.7	45 14.4	199 55.5	
Tour 2	1	6 0.4	5 0.3	3 0.2	14 0.6	2 0.8	22 0.2	7 0.3	17 0.5	63 1.1	11 0.1	9 0.2	65 0.2	23 0.1	19 0.0	15 0.2	10 0.3	4 0.2	33 0.1	18 0.4	16 0.6			
Tour 3	1	6 0.4	5 0.2	3 0.2	14 0.9	2 0.7	22 0.1	7 0.2	17 0.7	63 1.4	9 0.3	11 0.1	65 0.2	23 0.2	19 0.3	10 0.6	15 0.2	33 0.3	4 0.3	18 0.2	16 0.7			
Tour 4	1	6 0.3	5 0.2	3 0.2	14 1.2	22 0.5	2 0.4	7 0.3	17 0.7	63 1.2	9 0.2	65 0.2	11 0.3	23 0.1	19 0.3	10 0.8	15 0.2	4 0.9	33 0.4	18 0.3	16 0.6			
Tour 5	1	6 0.3	5 0.2	3 0.2	14 1.7	22 0.1	2 0.6	7 0.3	17 1.0	63 1.1	65 0.4	9 0.0	11 0.2	23 0.3	19 0.5	10 0.8	15 0.2	4 1.0	33 0.5	16 2.0	16 0.4			
Tour 6	1	6 0.3	3 0.3	5 0.2	22 1.7	14 0.6	2 0.1	7 0.2	17 1.0	63 1.2	65 0.1	9 0.2	23 0.5	11 0.2	19 0.3	10 0.6	15 0.3	4 0.9	33 0.6	16 3.2				
Tour 7	1	6 0.3	3 0.2	5 0.4	22 1.5	14 1.3	2 0.1	7 0.3	17 0.6	65 1.3	63 0.4	9 0.2	23 0.2	11 0.4	19 0.4	10 0.5	15 0.4	4 0.9	33 0.7	16 4.0				
Tour 8	1	6 0.3	3 0.2	5 0.4	22 1.5	2 2.1	7 0.3	14 0.2	17 0.3	65 1.2	63 0.4	9 0.2	23 0.2	11 0.5	19 0.3	10 0.5	15 0.8	4 0.8	33 0.8	16 4.5				
Tour 9	1	6 1.0	3 0.2	5 0.1	22 1.1	2 2.4	7 0.1	14 0.5	17 0.2	65 0.9	63 0.8	9 0.1	23 0.2	11 0.6	19 0.4	10 0.6	15 0.8	4 0.8	33 0.9	16 5.4				
Tour 10	1	6 0.9	3 0.5	5 0.2	22 0.5	2 2.7	7 0.3	14 0.7	17 0.1	65 0.4	23 1.8	9 0.2	63 0.4	11 0.0	19 0.2	10 0.7	15 0.7	4 0.5	33 1.1	16 6.6				
Tour 11	1	6 1.0	3 0.4	5 0.3	22 0.2	2 3.0	7 0.2	14 0.8	17 0.1	65 0.2	23 1.6	9 0.2	63 0.6	11 0.3	19 0.2	10 0.8	15 0.5	4 0.5	33 1.9	16 6.9				
Tour 12	1	6 1.1	3 0.1	5 0.3	22 0.2	2 3.4	7 0.2	17 1.4	14 0.4	65 0.3	23 0.9	9 0.4	63 0.5	11 0.3	19 0.3	10 0.8	15 0.3	4 0.3	33 2.4	16 7.7				
Tour 13	1	6 1.0	3 0.2	5 0.2	22 0.1	2 3.5	7 0.2	17 1.3	14 1.3	65 0.2	23 0.2	9 0.6	63 0.8	11 0.4	19 0.3	10 0.9	15 0.2	4 0.1	33 3.2	16 7.8				
Tour 14	1	6 0.9	3 0.2	5 0.4	22 0.1	2 3.6	7 0.2	17 1.3	14 1.1	65 0.5	23 0.2	9 0.3	63 1.2	11 0.3	19 0.3	10 1.0	15 0.1	4 0.2	33 4.7	16 7.0				
Tour 15	1	6 0.7	3 0.1	5 0.7	22 0.2	2 4.2	7 0.1	17 0.6	14 1.1	65 1.0	23 1.0	9 0.1	63 1.2	11 0.5	19 0.2	10 1.4	4 0.1	15 0.2	33 9.0	16 3.7				



Chp.IDF KZ2 CRK 2015.

KZ2 Pre-Finale (PF)

Analyse des tours

Pour information, sans valeur officielle

Tours Secteur 1 Secteur 2 Secteur 3 »mps au tour

N°1 ROY Maxime

1	16.357	14.131	15.627	46.115
2	14.799	14.016	15.479	44.294
3	14.676	13.912	15.441	44.029
4	14.638	13.856	15.412	43.906
5	14.529	13.825	15.353	43.707
6	14.574	13.814	15.342	43.730
7	14.616	13.714	15.242	43.572
8	14.472	13.751	15.253	43.476
9	14.537	13.724	15.305	43.566
10	14.564	13.763	15.314	43.641
11	14.545	13.757	15.305	43.607
12	14.613	13.771	15.323	43.707
13	14.566	13.755	15.381	43.702
14	14.554	13.753	15.342	43.649
15	14.645	13.804	15.355	43.804

N°2 GASSIN Thibault

1	18.111	14.319	15.744	48.174
2	14.926	13.913	15.508	44.347
3	14.660	13.886	15.466	44.012
4	15.122	13.862	15.420	44.404
5	14.620	13.779	15.516	43.915
6	14.713	13.764	15.524	44.001
7	14.802	13.761	15.556	44.119
8	14.675	13.962	15.409	44.046
9	14.680	13.724	15.421	43.825
10	14.658	13.750	15.337	43.745
11	14.667	13.741	15.356	43.764
12	14.630	13.794	15.380	43.804
13	14.599	13.716	15.391	43.706
14	14.634	13.788	15.358	43.780
15	14.885	14.003	15.720	44.608

N°3 POULAIN Antoine

1	17.312	14.126	15.672	47.110
2	14.872	13.876	15.523	44.271
3	14.696	13.733	15.397	43.826
4	14.732	13.793	15.386	43.911
5	14.602	13.682	15.313	43.597
6	14.673	13.655	15.327	43.655
7	14.495	13.663	15.263	43.421
8	14.626	13.630	15.298	43.554
9	14.611	14.086	15.454	44.151
10	14.879	13.743	15.333	43.955
11	14.617	13.666	15.243	43.526
12	14.501	13.642	15.405	43.548
13	14.692	13.677	15.344	43.713
14	14.586	13.666	15.324	43.576
15	14.544	13.609	15.372	43.525

Tours Secteur 1 Secteur 2 Secteur 3 »mps au tour

N°4 COMBES Julien

1	17.719	14.668	16.104	48.491
2	15.230	14.764	15.800	45.794
3	14.932	14.821	15.770	45.523
4	14.845	14.258	15.605	44.708
5	14.846	13.928	15.431	44.205
6	14.808	13.842	15.382	44.032
7	14.661	13.840	15.491	43.992
8	14.704	13.787	15.684	44.175
9	14.769	13.880	15.402	44.051
10	14.678	13.744	15.346	43.768
11	14.749	13.822	15.398	43.969
12	14.630	13.788	15.365	43.783
13	14.741	13.824	15.370	43.935
14	14.887	13.858	15.510	44.255
15	14.843	14.078	15.466	44.387

N°5 BESANCENEZ Paolo

1	16.969	14.225	15.619	46.813
2	14.902	13.943	15.366	44.211
3	14.661	13.845	15.392	43.898
4	14.705	13.822	15.316	43.843
5	14.618	13.739	15.310	43.667
6	14.974	13.877	15.297	44.148
7	14.631	13.777	15.181	43.589
8	14.542	13.714	15.276	43.532
9	14.702	13.800	15.393	43.895
10	14.928	13.784	15.331	44.043
11	14.585	13.786	15.266	43.637
12	14.538	13.725	15.238	43.501
13	14.641	13.740	15.280	43.661
14	14.696	13.752	15.294	43.742
15	14.650	13.976	15.189	43.815

N°6 BANGUI Naim

1	16.441	14.071	15.702	46.214
2	14.800	14.042	15.542	44.384
3	14.777	13.780	15.466	44.023
4	14.665	13.776	15.375	43.816
5	14.597	13.685	15.463	43.745
6	14.694	13.685	15.362	43.741
7	14.490	13.695	15.345	43.530
8	14.481	13.647	15.391	43.519
9	14.813	13.933	15.474	44.220
10	14.624	13.663	15.313	43.600
11	14.588	13.725	15.358	43.671
12	14.633	13.738	15.409	43.780
13	14.640	13.681	15.337	43.658
14	14.573	13.688	15.303	43.564
15	14.523	13.692	15.361	43.576

Tours Secteur 1 Secteur 2 Secteur 3 »mps au tour

N°7 DAVAIL Florian


1	17.361	14.469	15.605	47.435
2	15.302	14.091	15.416	44.809
3	14.720	13.801	15.366	43.887
4	15.074	13.867	15.325	44.266
5	14.802	13.821	15.277	43.900
6	14.747	13.755	15.397	43.899
7	14.789	14.178	15.290	44.257
8	14.589	13.901	15.508	43.998
9	14.604	13.802	15.268	43.674
10	14.746	13.813	15.339	43.898
11	14.607	13.730	15.388	43.725
12	14.674	13.761	15.302	43.737
13	14.661	13.776	15.270	43.707
14	14.675	13.688	15.402	43.765
15	14.799	14.159	15.602	44.560

N°9 GUEANT Julien

1	17.974	14.425	15.748	48.147
2	15.759	14.336	15.672	45.767
3	14.830	13.956	15.527	44.313
4	14.701	13.842	15.453	43.996
5	14.659	13.775	15.766	44.200
6	14.749	13.817	15.478	44.044
7	14.640	13.943	15.509	44.092
8	14.652	13.718	15.482	43.852
9	14.679	13.777	15.421	43.877
10	15.014	14.196	15.381	44.591
11	14.642	13.730	15.298	43.670
12	14.675	13.804	15.512	43.991
13	14.727	13.760	15.400	43.887
14	14.629	13.721	15.339	43.689
15	14.620	13.911	15.626	44.157

N°10 GIMBERT Maxime

1	18.092	14.842	16.054	48.988
2	15.241	14.356	15.780	45.377
3	15.006	14.362	15.520	44.888
4	14.795	14.075	15.512	44.382
5	14.720	13.928	15.475	44.123
6	14.751	13.839	15.375	43.965
7	14.743	13.741	15.471	43.955
8	14.742	13.746	15.350	43.838
9	14.827	13.828	15.417	44.072
10	14.719	13.835	15.588	44.142
11	14.925	13.868	15.481	44.274
12	14.737	13.826	15.512	44.075
13	14.945	13.908	15.437	44.290
14	14.741	13.868	15.612	44.221
15	14.968	14.079	15.616	44.663



Chp.IDF KZ2 CRK 2015.

KZ2 Pre-Finale (PF)

Analyse des tours

Pour information, sans valeur officielle

Tours Secteur 1 Secteur 2 Secteur 3 »mps au tour

N°11 TOUTAIN Benjamin

1	17.897	14.577	15.812	48.286
2	15.600	14.500	15.599	45.699
3	14.986	14.169	15.536	44.691
4	15.013	13.970	15.546	44.529
5	14.681	13.824	15.321	43.826
6	14.811	14.245	15.504	44.560
7	14.682	13.875	15.399	43.956
8	14.679	13.808	15.500	43.987
9	14.645	13.876	15.403	43.924
10	14.774	13.989	15.469	44.232
11	14.836	13.902	15.409	44.147
12	14.663	13.875	15.397	43.935
13	14.675	14.154	15.439	44.268
14	14.748	13.875	15.385	44.008
15	14.787	14.067	15.519	44.373

N°14 BRIET Franck

1	17.086	14.224	15.705	47.015
2	14.855	14.115	15.650	44.620
3	14.779	13.793	15.515	44.087
4	14.790	13.948	15.490	44.228
5	14.817	13.846	15.458	44.121
6	15.085	13.976	15.575	44.636
7	14.705	13.866	15.475	44.046
8	14.733	14.463	15.592	44.788
9	14.747	13.845	15.367	43.959
10	14.802	13.906	15.415	44.123
11	14.751	13.761	15.347	43.859
12	15.167	14.079	15.479	44.725
13	14.885	14.189	15.671	44.745
14	14.775	13.816	15.350	43.941
15	14.727	14.038	15.581	44.346

N°15 MOREAU Maxime

1	17.970	15.197	15.821	48.988
2	15.296	14.576	15.625	45.497
3	15.114	14.585	15.721	45.420
4	14.743	14.116	15.572	44.431
5	14.725	13.877	15.498	44.100
6	14.743	13.806	15.520	44.069
7	14.691	13.768	15.614	44.073
8	14.874	13.832	15.544	44.250
9	14.671	13.899	15.434	44.004
10	14.783	13.848	15.459	44.090
11	14.754	13.834	15.433	44.021
12	14.720	13.760	15.448	43.928
13	14.734	13.920	15.511	44.165
14	14.696	13.901	15.534	44.131
15	14.913	14.430	15.521	44.864

Tours Secteur 1 Secteur 2 Secteur 3 »mps au tour

N°16 DECOUARD Damien

1	18.697	15.037	16.236	49.970
2	15.302	14.280	15.902	45.484
3	15.179	14.252	15.908	45.339
4	14.998	14.172	15.883	45.053
5	15.103	14.072	16.251	45.426
6	15.255	14.296	15.827	45.378
7	14.937	14.064	15.879	44.880
8	14.819	14.053	15.886	44.758
9	14.910	14.222	15.866	44.998
10	14.981	14.484	15.693	45.158
11	15.144	14.262	15.721	45.127
12	15.102	13.970	15.950	45.022
13	15.091	14.021	15.826	44.938
14	14.938	14.182	15.774	44.894
15	15.138	14.251	16.233	45.622

N°17 BEDFERT Guillaume

1	17.720	14.680	15.796	48.196
2	15.232	14.020	15.472	44.724
3	14.733	13.846	15.500	44.079
4	14.615	14.115	15.550	44.280
5	14.711	13.896	15.520	44.127
6	14.610	13.885	15.466	43.961
7	14.702	13.816	15.286	43.804
8	14.778	13.752	15.388	43.918
9	14.663	13.802	15.384	43.849
10	14.873	13.876	15.328	44.077
11	14.809	13.778	15.296	43.883
12	14.877	13.971	15.264	44.112
13	14.507	13.813	15.283	43.603
14	14.685	13.728	15.382	43.795
15	14.624	13.875	15.354	43.853

N°18 RICHON Grégory

1	18.105	14.677	16.023	48.805
2	15.236	14.174	16.109	45.519
3	14.989	14.322	15.913	45.224
4	14.986	14.439	15.762	45.187
5	14.932	14.074	17.472	46.478

N°19 GUERINOT Valentin

1	17.867	14.962	16.208	49.037
2	15.305	14.658	15.583	45.546
3	15.121	14.024	15.577	44.722
4	14.759	13.982	15.505	44.246
5	14.833	13.862	15.431	44.126
6	14.739	13.838	15.537	44.114
7	14.765	13.854	15.454	44.073
8	14.720	13.731	15.422	43.873

Tours Secteur 1 Secteur 2 Secteur 3 »mps au tour

9	14.634	13.868	15.464	43.966
10	14.701	13.912	15.430	44.043
11	14.793	13.923	15.473	44.189
12	14.791	13.855	15.416	44.062
13	14.709	13.869	15.605	44.183
14	14.736	13.841	15.521	44.098
15	14.732	13.856	15.674	44.262

N°22 MAGNIN Charles

1	17.497	14.599	15.593	47.689
2	14.942	13.819	15.441	44.202
3	14.788	13.735	15.409	43.932
4	14.667	13.783	15.338	43.788
5	14.688	13.762	15.251	43.701
6	14.787	13.742	15.320	43.849
7	14.522	13.635	15.208	43.365
8	14.575	13.639	15.251	43.465
9	14.645	13.636	15.225	43.506
10	14.534	13.635	15.263	43.432
11	14.550	13.623	15.256	43.429
12	14.590	13.686	15.200	43.476
13	14.540	13.705	15.308	43.553
14	14.670	13.732	15.346	43.748
15	14.602	13.971	15.373	43.946

N°23 BARBOTTE Jérémy

1	18.103	14.853	15.719	48.675
2	15.827	14.240	15.951	46.018
3	15.065	13.968	15.443	44.476
4	14.736	13.995	15.490	44.221
5	14.753	13.789	15.440	43.982
6	14.638	13.974	15.399	44.011
7	14.593	13.765	15.418	43.776
8	14.667	13.756	15.427	43.850
9	14.609	13.765	15.499	43.873
10	14.818	13.991	15.311	44.120
11	14.551	13.737	15.333	43.621
12	14.570	13.724	15.487	43.781
13	14.558	13.787	15.405	43.750
14	14.796	13.797	15.369	43.962
15	14.689	14.000	15.617	44.306

N°33 ROGER Alexis

1	18.374	14.362	16.106	48.842
2	15.346	14.380	15.794	45.520
3	15.190	14.350	15.549	45.089
4	15.067	14.795	15.577	45.439
5	14.778	14.120	15.472	44.370
6	14.775	13.927	15.441	44.143
7	14.749	13.906	15.428	44.083
8	15.160	13.763	15.348	44.271



KZ2

Chp.IDF KZ2 CRK 2015.

Pre-Finale (PF)

Analyse des tours

Pour information, sans valeur officielle

Tours	Secteur 1	Secteur 2	Secteur 3	emps au tour
9	14.744	13.958	15.368	44.070
10	14.736	13.792	15.440	43.968
11	14.773	14.337	15.718	44.828
12	14.747	14.055	15.452	44.254
13	14.737	13.942	16.096	44.775
14	15.633	14.356	15.711	45.700
15	15.704	14.889	18.375	48.968

N°45 GOUPY Julien

1	35.846	14.500	15.966	1:06.312
---	--------	--------	--------	----------

N°63 MAATOUGUY Adam

1	17.766	14.574	15.816	48.156
2	15.810	14.363	15.541	45.714
3	14.906	13.902	15.537	44.345
4	14.747	13.964	15.385	44.096
5	14.632	13.906	15.430	43.968
6	14.706	13.933	15.465	44.104
7	14.969	13.855	15.472	44.296
8	14.688	13.744	15.404	43.836
9	14.711	13.852	15.418	43.981
10	15.376	14.164	15.617	45.157
11	14.696	13.811	15.389	43.896
12	14.700	13.823	15.409	43.932
13	14.742	13.860	15.547	44.149
14	14.656	13.916	15.498	44.070
15	14.863	13.893	15.452	44.208

N°65 CARDE Emilien

1	17.762	14.683	15.784	48.229
2	15.575	14.287	15.606	45.468
3	14.819	14.171	15.402	44.392
4	14.687	13.777	15.454	43.918
5	14.624	13.779	15.433	43.836
6	14.561	13.806	15.447	43.814
7	14.688	13.729	15.301	43.718
8	14.657	13.736	15.453	43.846
9	14.509	13.725	15.289	43.523
10	14.601	13.677	15.294	43.572
11	14.666	13.809	15.284	43.759
12	14.829	14.319	15.414	44.562
13	14.689	13.909	15.579	44.177
14	14.667	13.695	15.321	43.683
15	14.603	13.818	15.353	43.774

N°199 FRETE Fabrice

1	56.418	36.977	28.668	2:02.063
---	--------	--------	--------	----------



KZ2

Chp.IDF KZ2 CRK 2015.

Pre-Finale (PF)

Grille de départ

Sous réserve du contrôle technique ou d'incidents d'ordre sportif

18 RICHON Grégory	24	16 DECOUARD Damien
10 GIMBERT Maxime	23	33 ROGER Alexis
15 MOREAU Maxime	22	4 COMBES Julien
65 CARDE Emilien	21	9 GUEANT Julien
23 BARBOTTE Jérémy	20	19 GUERINOT Valentin
63 MAATOUGUY Adam	19	11 TOUTAIN Benjamin
7 DAVAIL Florian	18	22 MAGNIN Charles
45 GOUPY Julien	17	17 BEDFERT Guillaume
199 FRETE Fabrice	16	12 SAMON Enzo
2 GASSIN Thibault	15	14 BRIET Franck
5 BESANCENEZ Paolo	14	6 BANGUI Naim
1 ROY Maxime	13	3 POULAIN Antoine
	12	
	11	
	10	
	9	
	8	
	7	
	6	
	5	
	4	
	3	
	2	
	1	

POLE POSITION

